



TIFFANY'S PATH TO SUCCESS

SEND SCORE DATA



COLLEGE
BOARD





KHAN
ACADEMY


PERSONALIZED
LEARNING ROADMAP



CONTINUOUS
PRACTICE



OFFICIAL
SAT PRACTICE
TESTS



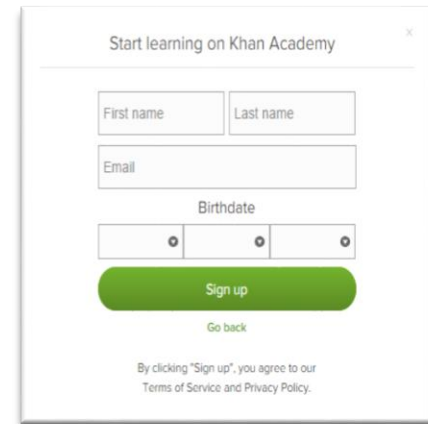
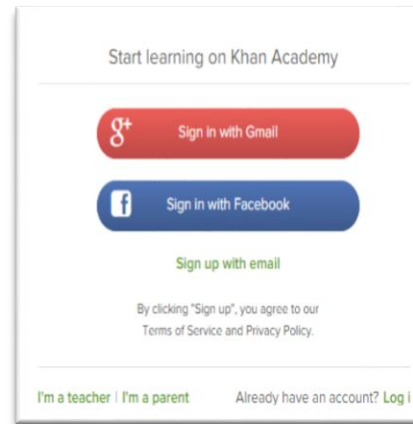
WITH SCORING
FOR PAPER
& PENCIL

POWERED BY SCHOOLS,
EDUCATORS, COMMUNITY GROUPS



SUCCESS!

Step 1: Log in to Khan Academy Account



Step 2: Link Khan Academy and College Board Account

Welcome to Official SAT® Practice KHANACADEMY Exit SAT practice

We'd love to start by practicing what you missed on the PSAT.

To make this happen, we'll have you sign in to CollegeBoard.org and send your PSAT results to Khan Academy. Doing this will enable you to skip our diagnostic quizzes. We will also receive updates about the date of your upcoming SAT.

If you haven't taken the PSAT yet, no worries, let's take your first diagnostic quiz.

A Sign in to CollegeBoard.org and send your PSAT results to Khan Academy


B Take your first diagnostic quiz


Do 3 questions 3 Sign in to CollegeBoard.org

Step 3: Sign In To College Board Account

Welcome

Sign In

Username 

Password 

Remember me

[Sign in](#)

[Forgot Username?](#) [Forgot Password?](#)

Don't Have An Account? Sign-Up.

Create your College Board account today to get started:

- **Students** can register for exams, get test scores, find colleges, learn about financial aid, and more.
- **Education professionals** can access tools and services designed to support their work, including online reports, test ordering, recruitment support, financial aid solutions, and more.

[Sign Up](#)

Step 4: Click "Send" To Authorize

Request for Approval


Khan Academy is requesting permission for the following:

Press "Send" below to give College Board permission to send your test results to Khan Academy so that Khan Academy can personalize your practice recommendations based on how you did. And once you're registered for the SAT, College Board will also send Khan Academy your upcoming test date so they can update your practice schedule. You can remove permission at any time.

Logged in as SOA1693

CollegeBoard


Don't Send **Send**



Revoke Permission

Are you sure that you want to stop sharing item-level data about your performance and dates of SAT tests for which you are registered with Khan Academy?

Cancel **Revoke**



Step 5: Start Practicing

The screenshot shows the 'Official SAT Practice' dashboard. At the top, there are navigation links: 'Dashboard' (highlighted), 'Practice', 'Tips and Planning', and 'Full Exams'. A 'CollegeBoard' logo is in the top right. The main header area has a blue background with an illustration of a brain, a calculator, a pencil, and a checklist. It includes the text 'TODAY'S GOAL Practice your skills' and 'Choose the area you'd like to focus on for improvement today.' Below this are two buttons: 'Practice Reading & Writing' and 'Practice Math', both highlighted with a red border. The dashboard is divided into three main sections: 'Top test scores' (with a 'View Full Exams' link), 'Current skill levels' (with a 'Practice skills' link), and 'Frequently asked questions'. The 'Top test scores' section contains a table with the following data:

TOTAL	MATH	READING & WRITING
1280	600	680

The 'Current skill levels' section shows 'Math' and 'Reading & Writing' with corresponding icons. The 'Frequently asked questions' section contains the text: 'Check out our frequently asked questions. Then let us know if you have a problem or an idea for making this system better!'.

Step 6: Get Personalized Practice Based on SAT Suite Assessments Results

This is only available to students who link their accounts.

The screenshot shows the 'Practice' section of the SAT Suite interface. At the top, there are navigation tabs: 'Dashboard', 'Practice' (which is highlighted), 'Tips and Planning', and 'Full Exams'. Below these are two main subject categories: 'MATH' and 'READING & WRITING'. The 'MATH' section is expanded to show 'Your Math practice recommendations'. On the right side of this section, there is a 'OVERALL Math' score indicator. The main recommendation is a dark teal box titled 'LAST MISSED ON YOUR PSAT' for 'Linear equation word problems', with a sub-note 'Level 3 questions completed: 0 of 27' and a 'Practice this skill' button. Below this are four smaller recommendation boxes: 'Linear equation word problems', 'Linear inequality word problems', 'Graphing linear equations', and '15 min TIMED MINI-SECTION Math (Calculator OK)'. At the bottom of the recommendations section, there is a link: 'Let us know if you [have a problem](#) or an [idea for making this system better!](#)'. Below the recommendations is a section titled 'Or choose from the full list of Math practice and videos'. Under this, there is a 'Heart of algebra' section with the description 'These skills focus on linear equations, their graphs, and their applications.' and a 'HOW-TO EXAMPLES' link. At the bottom of this section, there are two items: 'Solving linear equations and linear inequalities' with a 'Practice' button, and 'Basic example' with a play button icon.