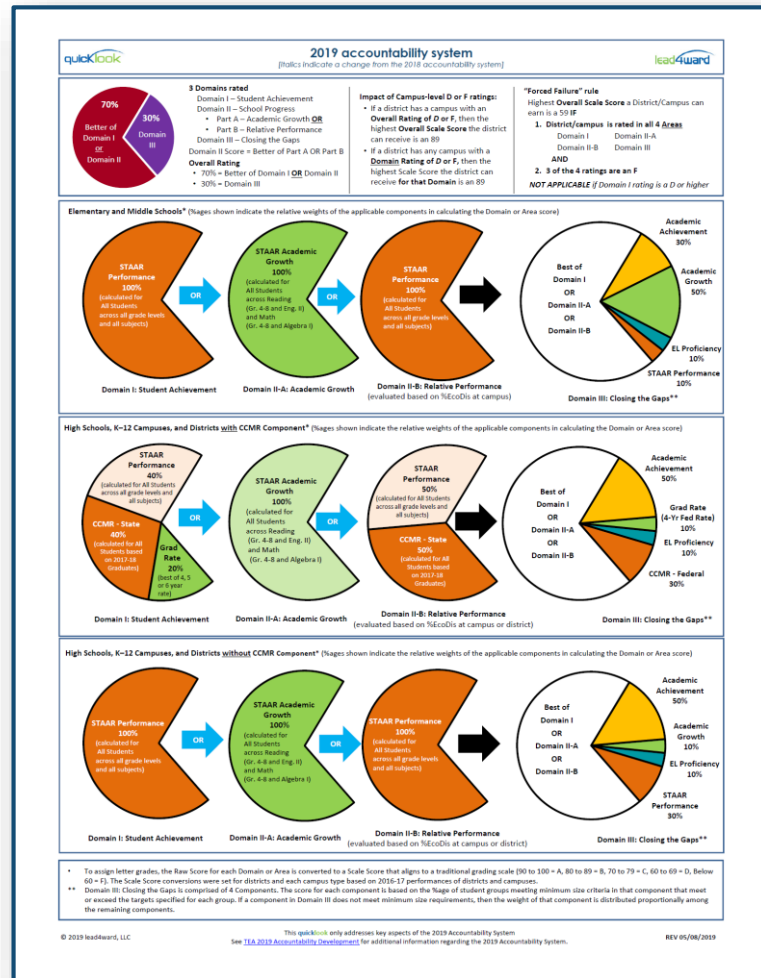


ACCOUNTABILITY UPDATE

September 2019

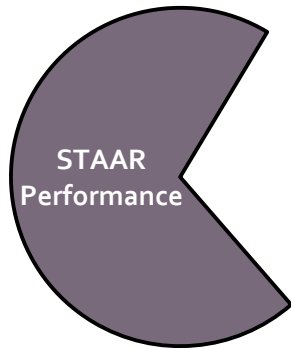
Accountability 2019



- **70% = The highest score from Domain I, IIA, & IIB. (Performance/Growth)**

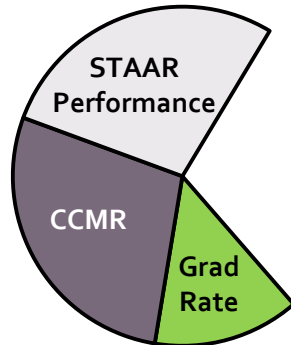
- **30% = Domain III**
 - Academic Achievement
 - Academic Growth (Elem/MS Only)
 - EL Proficiency
 - STAAR Performance (Elem/MS Only)
 - CCMR (HS/District Only)
 - Federal Graduation Rate (HS/District Only)

Accountability 2019: Domain I Calculation



Elementary and Middle Schools

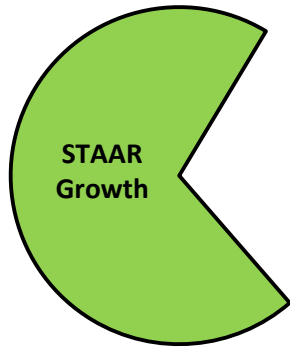
1. STAAR Performance



High Schools, K-12 Schools and Districts with CCMR

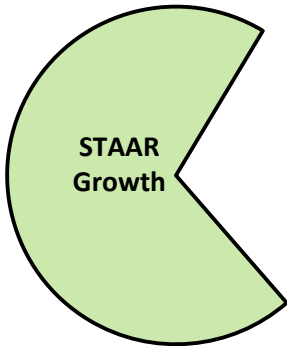
1. STAAR Performance 40%
2. CCMR (State) 40%
3. Graduation Rate (State) 20%

Accountability 2019: Domain II



Elementary and Middle Schools

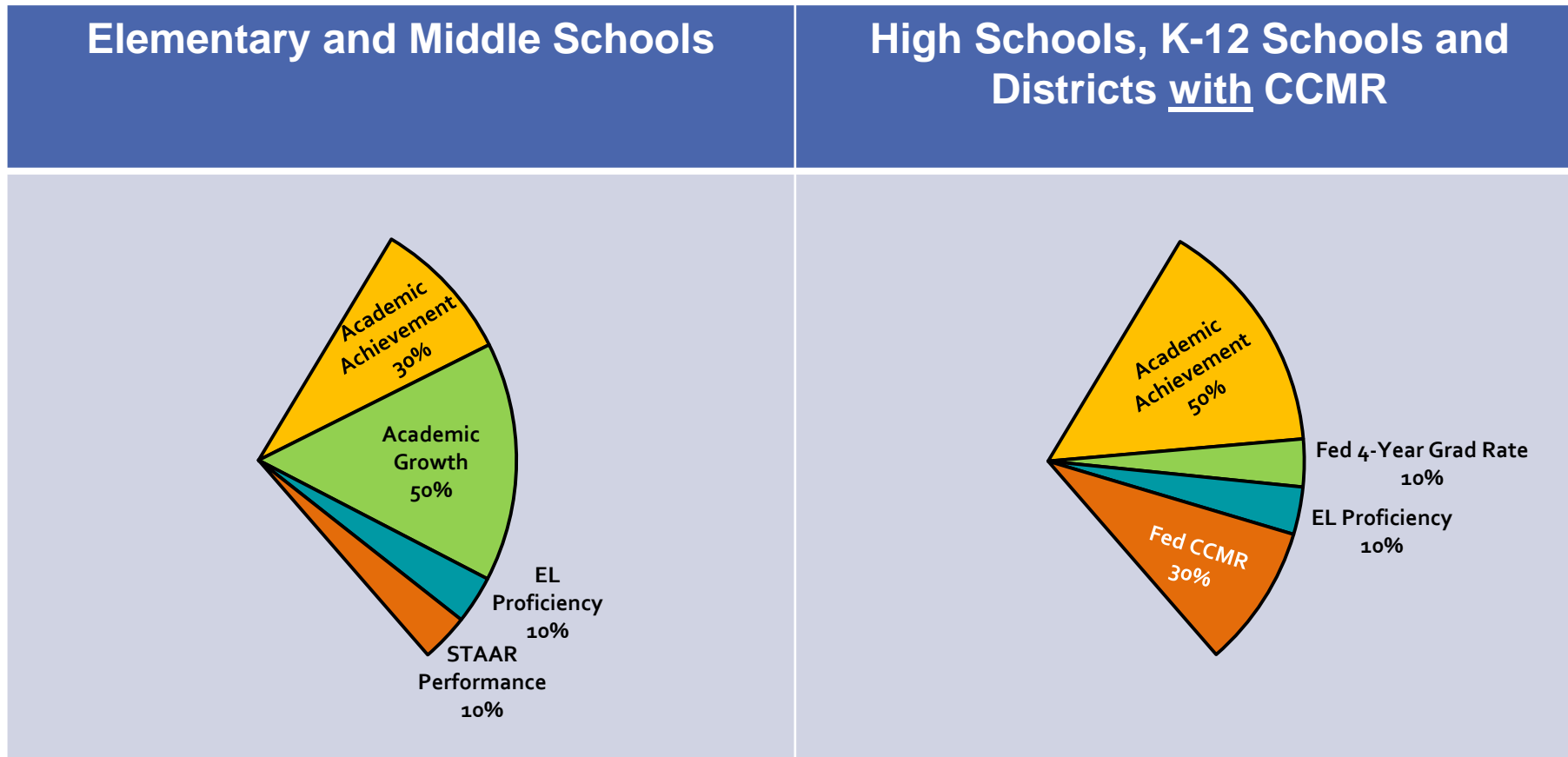
1. **STAAR Growth**



High Schools, K-12 Schools and Districts with CCMR

1. **STAAR Growth**

Accountability 2019: Domain III



Accountability 2019: Domain III Components

Academic Achievement

- ❑ % of test results (in Reading and Math) at the **Meets Grade Level or Above** standard

Academic Growth

- ❑ Academic Growth Score (in Reading and Math)

Federal Graduation Rate

- ❑ Federal 4-year graduation rate for the Cohort Class of 2018 (using federal calculation – without state-allowed exclusions)

English Language Proficiency

- ❑ % of current EIs making progress toward achieving English Language Proficiency (TELPAS composite score in 2019 compared to score 2018)

Student Success: STAAR Performance

- ❑ STAAR Performance score (average of Approaches, Meets, and Masters rates) across **All Subjects**

School Quality: Federal CCMR

- ❑ Same CCMR calculation used in Domain I EXCEPT the denominator of students includes annual graduates in 2018 PLUS students identified as 12th graders in the last 6 weeks of the 2018 school year who did not graduate in 2018 (excluding IEP continuers)

Accountability 2019: How many points to increase 1 Letter Grade?

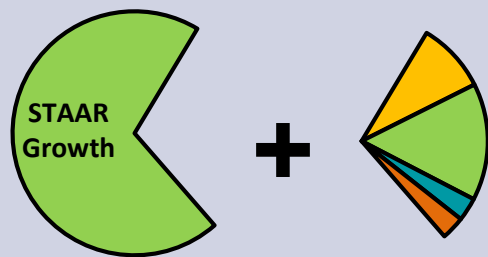
From a 76 to a B

Domain IIA (Academic Growth) - From a Scale Score of 77 to 83

What do we need? 10 more growth points



Domain III (Closing the Gaps) = no change

Remains Scale Score of 73



$$83(70\%) + 73(30\%) = 80 \text{ (B)}$$

Accountability 2019: How many points to increase 2 Letter Grades?

From a 68 to a C	From a 68 to a B
Domain IIA (Academic Growth) From a Scale Score of 58 to 72 What do we need? 21 more growth points	Domain IIA (Academic Growth) From a Scale Score of 58 to 86 What do we need? 47 more growth points
Domain III (Closing the Gaps) = no change Remains Scale Score of 65	Domain III (Closing the Gaps) = no change Remains Scale Score of 65
 72(70%) + 65(30%) = 70 (C)	 86(70%) + 65(30%) = 80 (B)

Accountability 2019: Distinction Designations

Pine Tree High School

Academic Achievement in
ELAR

Academic Achievement in
Math

Academic Achievement in
Science

Academic Achievement in
Social Studies

Post Secondary Readiness

Pine Tree Junior High

Top 25%:
Comparative Academic Growth

Birch Elementary

Top 25%:
Comparative Academic Growth